


drill & tap units



unità di foratura/maschiatura

FM20P.150

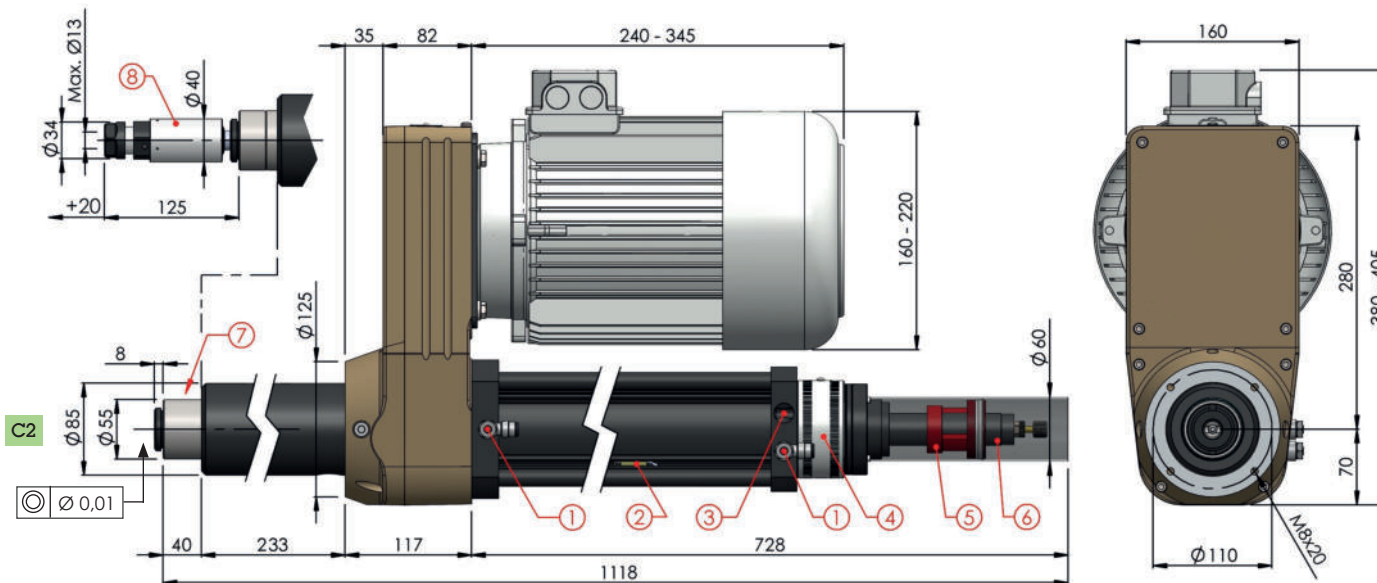
Feed Avanzamento	pneumatic pneumatico
Stroke Corsa	150 mm 150 mm
Tapping Capacity Capacità di maschiatura	M20 on steel Rm50 M20 su acciaio Rm50
Thrust at 6 bar Spinta a 6 bar	3700 N 375 Kg
Spindle speed Velocità mandrino	from 100 to 1500 rpm da 100 a 1500 g/l'
Motor Power Potenza Motore	from 0.75 to 3.00 Kw da 0.75 a 3.00 Kw

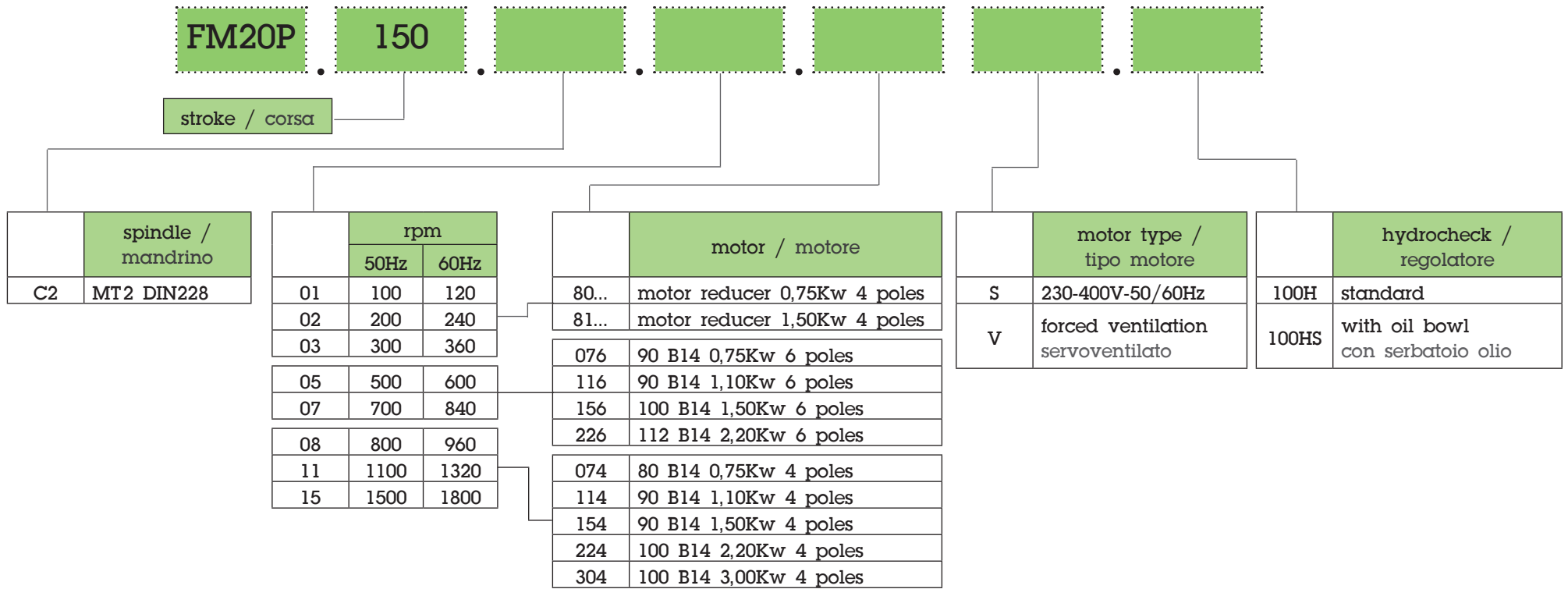


- Pneumatic cylinder $\varnothing 100$.
- Air inlet $\varnothing 8$ (1).
- Air consumption 7,50NL/ciclo.
- Spindle concentricity 0,01.
- Electric wires connections M16x1,5 (3).
- Internal limit switches (4).
- Magnetic sensor to change spindle speed (2).
- Feed hydrocheck (6) in line with spindle.
- Hydrocheck stroke 100mm.
- Fast/slow stroke separately adjustable (5).
- Air inlet 0.5bar for internal spindle pressurization (7).
- Toolholder for collet ER20 with axial compensation + 20mm (8).
- Standard color: Beige RAL 1001.
- Other colors on request.
- Weight from 35 Kg



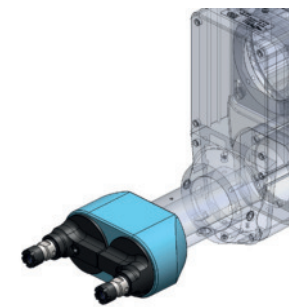
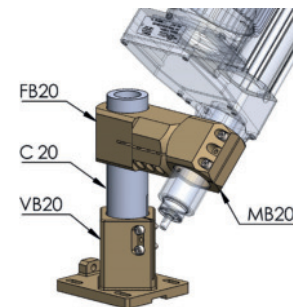
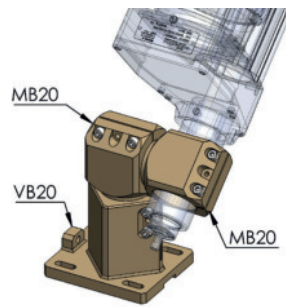
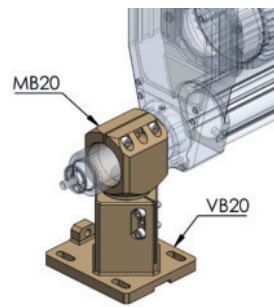
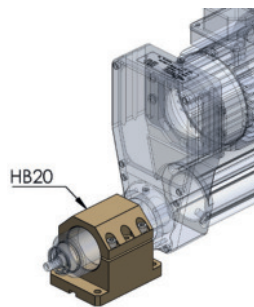

- Cilindro pneumatico $\varnothing 100$.
- Ingressi aria $\varnothing 8$ (1).
- Consumo aria 7,50NL/ciclo.
- Concentricità mandrino 0,01.
- Ingresso cavi elettrici M16x1,5 (3).
- Fine corsa di posizione elettrici interni (4).
- Sensore magnetico per cambio velocità (2).
- Regolatore idraulico di avanzamento (6) in linea con il mandrino.
- Corsa del regolatore idraulico 100mm.
- Corse rapido/lento regolabili separatamente (5).
- Ingresso aria 0.5bar per pressurizzazione interna del mandrino (7).
- Mandrino portapinzina ER20 con compensazione assiale + 20mm (8).
- Colore standard: Beige RAL 1001.
- Altri colori su richiesta.
- Peso da 35 Kg





optional :

accessories for easy installation
 accessori per una facile installazione



multispindle head
 teste multiple