


tapping units



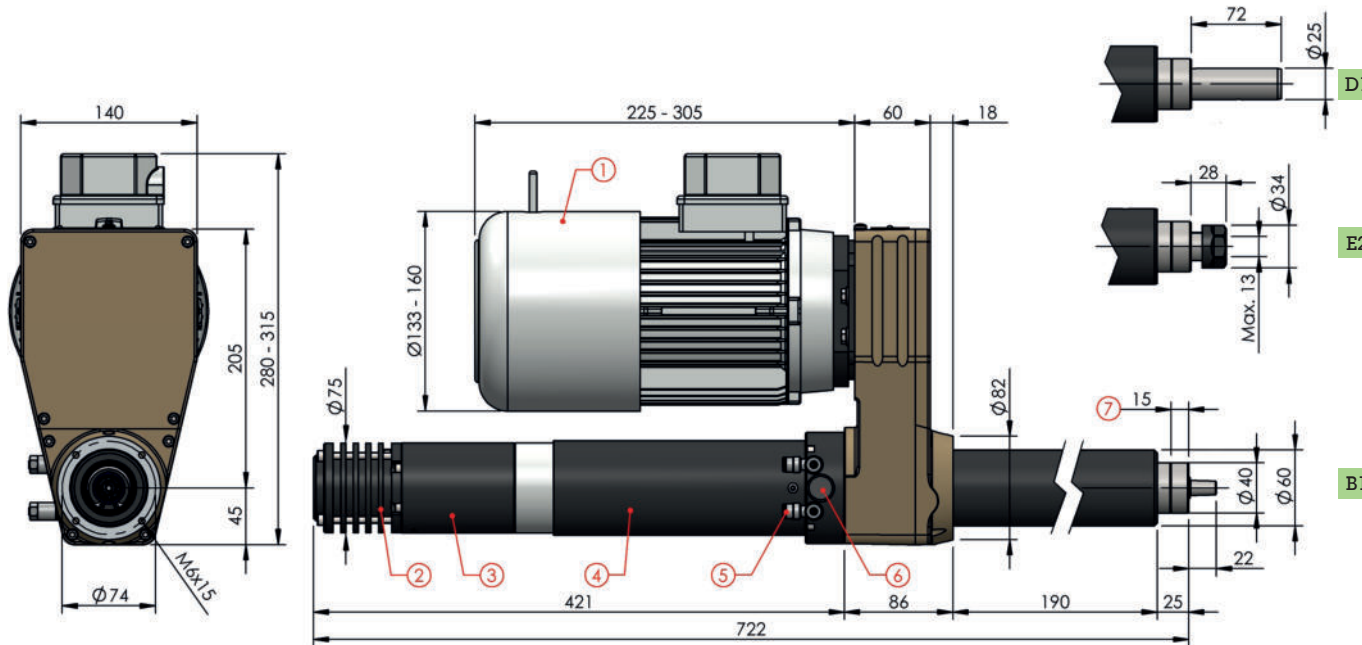
unità di maschiatura

TM10P.90

Feed Avanzamento	by lead screw con patrona
Fast approach (pneumatic) Corsa rapida (pneumatica)	50 mm
Tapping stroke Corsa di maschiatura	0 - 40 mm
Tapping capacity Capacità di maschiatura	M10 on steel Rm50 M10 su acciaio Rm50
Spindle speed Velocità mandrino	from 500 to 3000 rpm da 500 a 3000 g/l'
Motor Power Potenza Motore	from 0.37 to 1.10 Kw da 0.37 a 1.10 Kw



- Motor for inverter use (1).
Optional: brake motor.
- Oil bath lubrication lead screw (2).
- Pneumatic cylinder for fast approach (3),
air pressure 6 bar, air consumption
0,8NL/cycle.
- N. 3 limit switches and 1 lead screw
safety switch (4).
- Air inlet $\varnothing 6$ (5).
- Electric wires connections M16x1,5 (6).
- Overall dimensions for multispindle head
installation (7).
- Standard color: Beige RAL 1001.
Other colors on request.
- Weight from 13 Kg.



- Motore per uso con inverter (1).
Su richiesta motore autofrenante.
- Patrona a bagno d'olio (2).
- Cilindro pneumatico per avvicinamento
rapido (3), pressione 6 bar, consumo aria
0,8NL/ciclo.
- N. 3 fine corsa di posizione elettrici e
n. 1 fine corsa di sicurezza patrona (4).
- Ingresso aria $\varnothing 6$ (5)
- Ingresso cavi elettrici M16x1,5 (6).
- Ingombro massimo per installazione
teste multiple (7).
- Colore standard: Beige RAL 1001.
Altri colori su richiesta.
- Peso da 13 Kg.

TM10P

90

stroke / corsa

	spindle / mandrino
B1	B12 DIN 238
E2	ER20 DIN 6499
D1	ø16 DIN 55058

	rpm	
	50Hz	60Hz
05	500	600
07	750	900
10	1000	1200
12	1250	1500
15	1500	1800
20	2000	2400
25	2500	3000
30	3000	3600

	motor / motore
036	80 B14 0,37Kw 6 poles
056	80 B14 0,55Kw 6 poles
076	80 B14 0,75Kw 6 poles
034	71 B14 0,37Kw 4 poles *
054	80 B14 0,55Kw 4 poles
074	80 B14 0,75Kw 4 poles
032	71 B14 0,37Kw 2 poles
052	71 B14 0,55Kw 2 poles
072	80 B14 0,75Kw 2 poles
112	80 B14 1,10Kw 2 poles

	motor type / tipo motore
S	230-400V-50/60Hz
A	brake motor autofrenante
V	forced ventilation servoventilato
AV	brake motor + forced ventilation autofrenante + servoventilato

standard lead screw pitch passi patrona standard	
metric / metrico	0,5 / 0,7 / 0,75 / 0,8 / 1,0 / 1,25 / 1,5 / 1,75 / 2,0
inch / pollici	40 / 32 / 28 / 19 / 14 / 11
other pitches or left pitch on request passi diversi o sinistri su richiesta	

* Not available for speed 07
Non disponibile per velocità 07

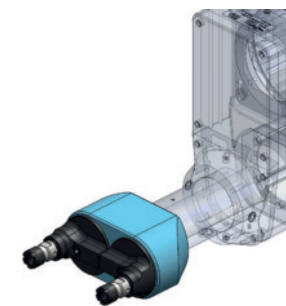
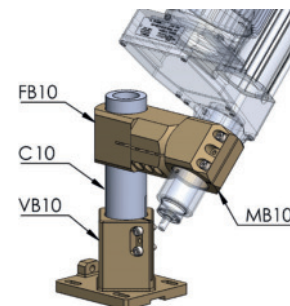
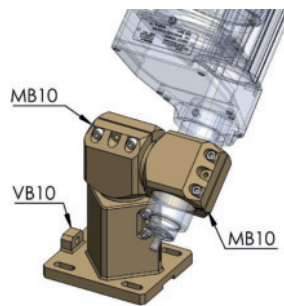
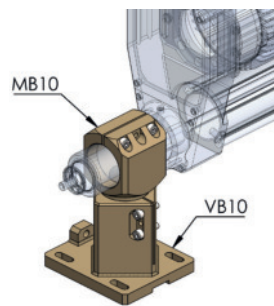
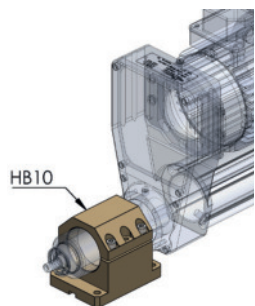
STANDARD COLOR
RAL 1001

OPTIONAL COLORS

	RAL 1013		RAL 3028
	RAL 1023		RAL 5015
	RAL 2003		RAL 6018

optional :

accessories for easy installation
accessori per una facile installazione



multispindle head
teste multiple