




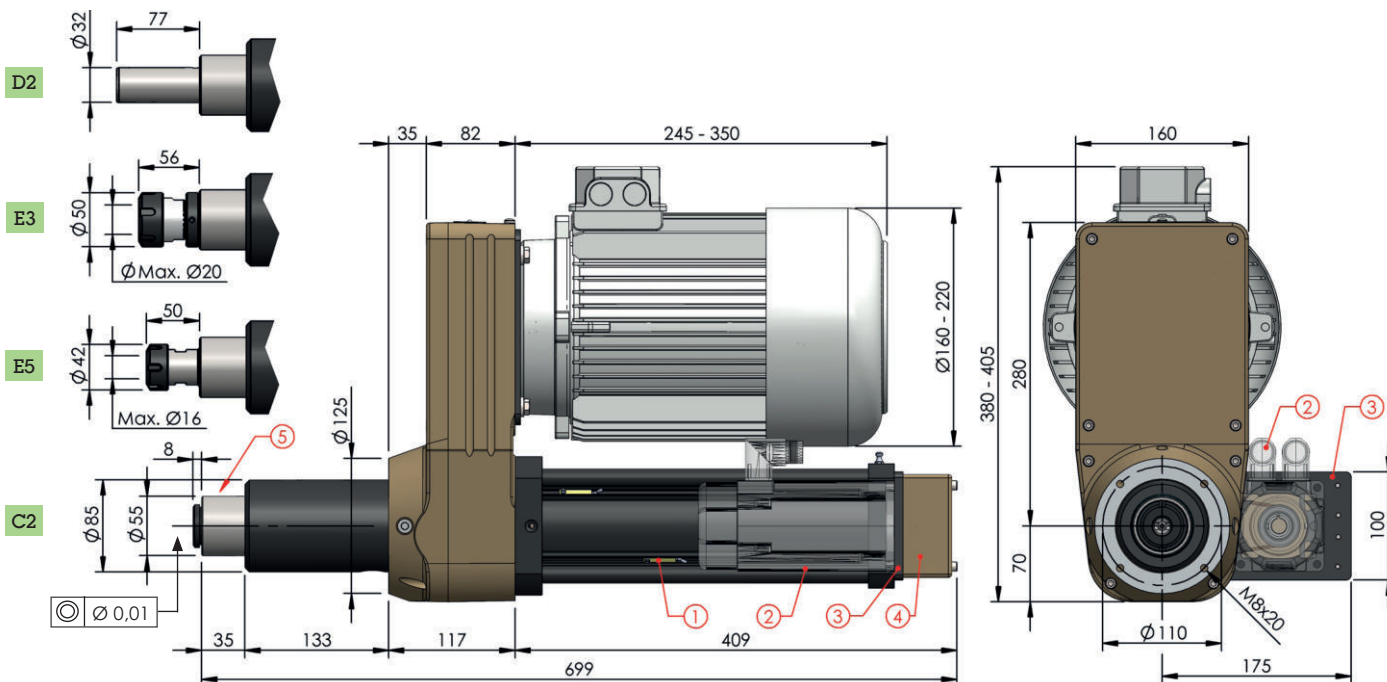
unità cnc

DU20E.100

Feed Avanzamento	balls screw $\varnothing 16 \times 5$ vite a sfere $\varnothing 16 \times 5$
Working stroke Corsa utile	90 mm 90 mm
Drilling Capacity Capacità di foratura	$\varnothing 18$ on steel Rm50 $\varnothing 18$ su acciaio Rm50
Max thrust Spinta massima	4000 N 407 Kg
Spindle speed Velocità mandrino	from 100 to 4500 rpm da 100 a 4500 g/1'
Motor Power Potenza Motore	from 0.75 to 3.00 Kw da 0.75 a 3.00 Kw



- Advance by ball screw $\varnothing 16 \times 5$, preloded nut to "0" back lash.
- Spindle concentricity 0,01.
- N. 3 magnetic switches REED PNP-NO (1): front, rear and "0" position.
- Working stroke 90mm.
- Feed servomotor not included (2).
- Predisposition for customer's servomotor (3).
- Servomotor-ball screw transmission (4) by thoused belt HTD, ratio 1:1 or 1:2.
- Servomotor torque:
ratio 1:1 max 4,0N/m
ratio 1:2 max 2,0N/m
- Air inlet 0.5bar for internal spindle pressurization (5).
- Standard color: Beige RAL 1001.
Other colors on request.
- Weight from 26 Kg



- Avanzamento con vite a ricircolo di sfere $\varnothing 16 \times 5$, chiocciola precaricata a gioco "0".
- Concentricità mandrino 0,01.
- N. 3 sensori magnetici REED PNP-NO (1): fine corsa posizione "0", fine corsa avanti, fine corsa indietro.
- Corsa utile 90mm.
- Servomotore avanzamento non fornito (2).
- Predisposizione per servomotore cliente (3).
- Trasmissione servomotore-vite (4) con cinghia HTD, rapporto 1:1 o 1:2.
- Coppia servomotore:
rapporto 1:1 max 4,0N/m
rapporto 1:2 max 2,0N/m
- Ingresso aria 0.5bar per pressurizzazione interna del mandrino (5).
- Colore standard: Beige RAL 1001.
Altri colori su richiesta.
- Peso da 26 Kg

DU20E 100

stroke / corsa

	spindle / mandrino
C2	MT2 DIN 228
E5	ER25 DIN 6499
E3	ER32 DIN 6499
D2	ø20 DIN 55058

	rpm	
	50Hz	60Hz
01	100	120
02	200	240
03	300	360
05	500	600
07	700	840
08	800	960
11	1100	1320
15	1500	1800
22	2200	2640
30	3000	3600
45	4500	5400


	motor / motore
80...	motor reducer 0,75Kw 4 poles
81...	motor reducer 1,50Kw 4 poles
076	90 B14 0,75Kw 6 poles
116	90 B14 1,10Kw 6 poles
156	100 B14 1,50Kw 6 poles
226	112 B14 2,20Kw 6 poles
074	80 B14 0,75Kw 4 poles
114	90 B14 1,10Kw 4 poles
154	90 B14 1,50Kw 4 poles
224	100 B14 2,20Kw 4 poles
304	100 B14 3,00Kw 4 poles
072	80 B14 0,75Kw 2 poles
112	80 B14 1,10Kw 2 poles
152	90 B14 1,50Kw 2 poles
222	90 B14 2,20Kw 2 poles
302	100 B14 3,00Kw 2 poles

	motor type / tipo motore
S	230-400V-50/60Hz
A	brake motor autofrenante
V	forced ventilation servovenilato
AV	brake motor + forced ventilation autofrenante + servovenilato

STANDARD COLOR


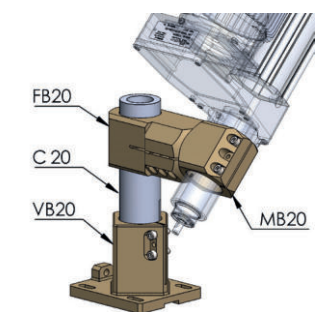
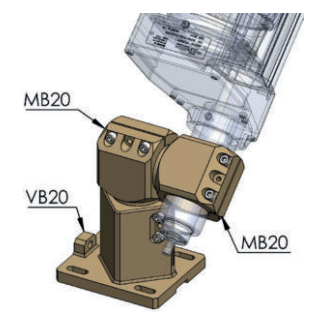
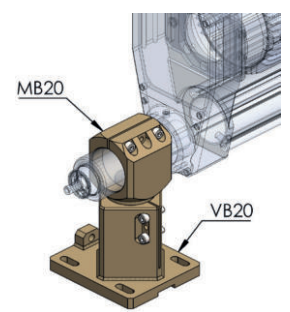
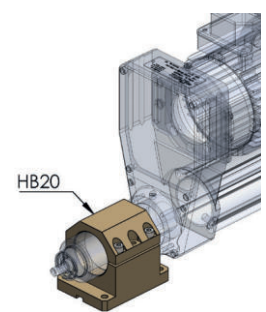


OPTIONAL COLORS



optional :

accessories for easy installation
accessori per una facile installazione



multispindle head
teste multiple